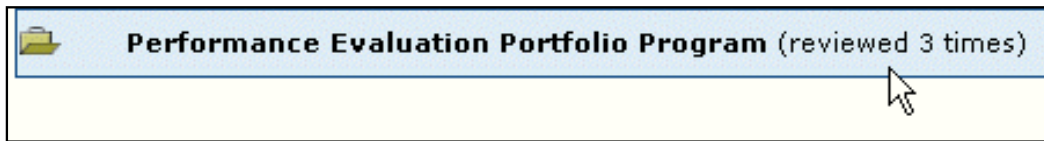



Viewing Feedback for Your Portfolio

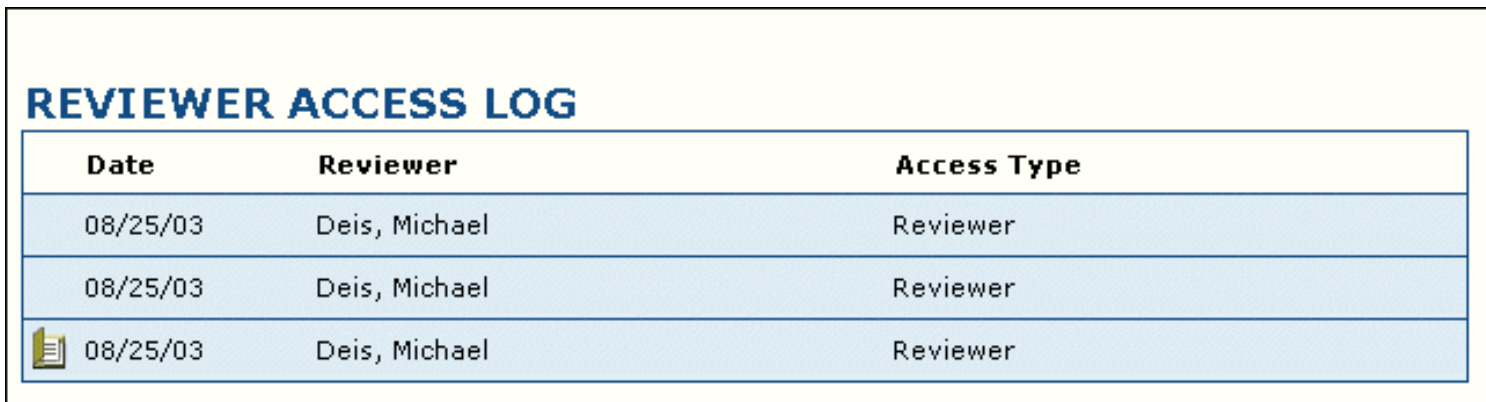
1. When your instructor has reviewed your portfolio, a message will be displayed adjacent to the name of the portfolio as shown below.



2. To view the reviewer access log, click on the "Edit" hyperlink adjacent to the name of your portfolio.



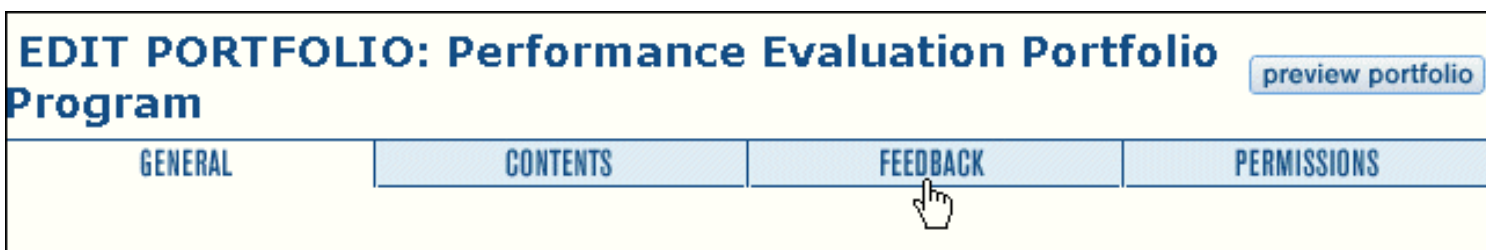
3. Scroll down and view the "Reviewer Access Log" which indicates the five most recent dates that your portfolio has been reviewed.



A screenshot of a table titled "REVIEWER ACCESS LOG". The table has three columns: "Date", "Reviewer", and "Access Type". It contains three rows of data, all showing the date 08/25/03 and the reviewer Michael Deis, with an access type of "Reviewer". A document icon is visible to the left of the third row.

Date	Reviewer	Access Type
08/25/03	Deis, Michael	Reviewer
08/25/03	Deis, Michael	Reviewer
08/25/03	Deis, Michael	Reviewer


4. To view the feedback that your instructor gave you on your portfolio, click on the "Feedback" tab.



5. The assignment rating and feedback will be displayed as shown below. After viewing your feedback, click on the "return to my portfolio" button.

FEEDBACK AND RATINGS

Sort Feedback By:

Date	Reviewer	Rating	Item	Feedback
 08/25/03	Deis, Michael	Pass [Show Details]	File Company Profile	Excellent company analysis

[return to my portfolios](#)

